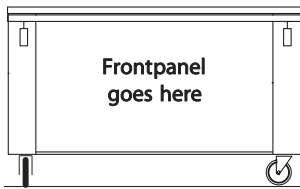
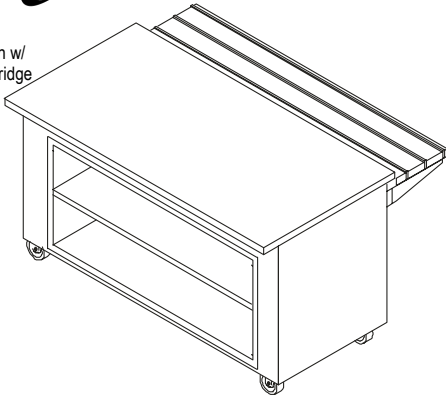


# MODULAR UTILITY OR BEVERAGE COUNTER



## X-STREAMLINE™

Model shown w/  
optional "V" ridge  
tray slide



### MODELS

- |                                  |                                  |
|----------------------------------|----------------------------------|
| <input type="checkbox"/> ULSX-36 | <input type="checkbox"/> ULSX-74 |
| <input type="checkbox"/> ULSX-50 | <input type="checkbox"/> ULSX-84 |
| <input type="checkbox"/> ULSX-60 | <input type="checkbox"/> ULSX-96 |

- ▶ **6 standard sizes** Available
- ▶ **Heavy duty, 14 gauge stainless steel countertops standard.**
- ▶ Interchangeable front panels create decorative interaction stations
- ▶ Optional laminated exterior body panels in lieu of recessed graphic panel.
- ▶ Ideal for refrigerated or heated bases
- ▶ Intermediate shelf (standard)
- ▶ 6" heavy duty casters with brakes standard
- ▶ Leveling CAM locks at top corners
- ▶ 8'-0" cord and plug (standard)

Item #: \_\_\_\_\_ Quantity: \_\_\_\_\_

Project: \_\_\_\_\_

*Create a custom look with  
unique interlocking modules!*

### OPTIONS & ACCESSORIES

#### Countertop

- 36" high (standard)
- Other height  
Specify: \_\_\_\_\_
- Solid surface countertop  
Specify: \_\_\_\_\_

#### Service Type

- Operator Service
- Self Service
- Two-sided (Island/buffet)

#### Counter Exterior

- Removable graphic panel w/ stainless steel ends (standard)  
(Refer to accessory chart for graphics and color choices)
- Laminated front and ends

#### Tray Slide Options

- 12" stainless steel "V" ridge tray slide
- 12" flat stainless steel tray slide
- Continuous top extension (in lieu of separate tray slide)  
Specify width: \_\_\_\_\_
- Solid surface tray slide  
Specify: \_\_\_\_\_

#### Kick Plates & Casters

- 6" casters (standard)
- 6" adjustable stainless steel leg
- Stainless kickplate
- Powder coated kickplate  
Verify R.A.L. Color \_\_\_\_\_

#### Food Protector Style

- SS (Standard)
- FS
- VG Captur™
- M
- Other  
Specify: \_\_\_\_\_

#### Display Shelves

- Single glass display shelf
- Two tier glass display shelf

#### Food Protector Options

- Stainless steel (standard)
- Powder coat finish  
Verify R.A.L. color \_\_\_\_\_
- Heat lamp strip with lights
- LED lights
- Fluorescent lights

#### Operator Work Ledge

- Richlite™ Carving board on fixed brackets  
\_\_\_\_\_ 5" wide or \_\_\_\_\_ 8" wide
- Richlite™ Carving board with fold down brackets  
\_\_\_\_\_ 5" or \_\_\_\_\_ 8" wide
- Stainless steel work ledge with fold down brackets  
\_\_\_\_\_ 5" or \_\_\_\_\_ 8" wide

#### Under Counter Options

- Stainless steel storage compartment (standard)
- Stainless steel intermediate shelf (standard)
- Hinged doors
- Sliding doors
- Door locks

#### Additional Options

- Tray dispenser
- Plate dispenser
- Stainless steel overshelf
- Grommet holes for power cords/utility services
- Bread storage well
- Other  
Specify: \_\_\_\_\_

#### Electrical Options

- Duplex outlet, flush
- Duplex outlet, pedestal
- Daisy chain for wiring multiple units together
- Electrical load center
- Other  
Specify: \_\_\_\_\_

#### Signage Package

- Counter mounted
- Floor model
- Ceiling/wall mounted
- Other  
Specify: \_\_\_\_\_  
(consult factory for sign options)

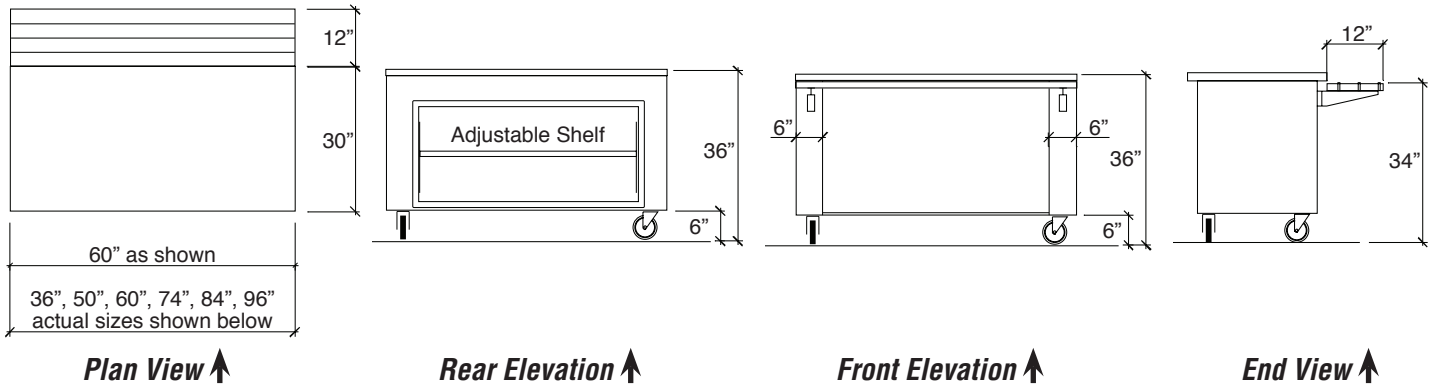




# X-STREAMLINE™

## MODULAR UTILITY OR BEVERAGE COUNTER

Item #: \_\_\_\_\_



Model	30" Width X Length	Storage Compartment length	Approx. weight
☐ ULSX-36	36 3/8"	25"	220 lbs
☐ ULSX-50	50 3/8"	38"	260 lbs
☐ ULSX-60	60 3/8"	51"	300 lbs
☐ ULSX-74	74 3/8"	51"	340 lbs
☐ ULSX-84	84 3/8"	64"	360 lbs
☐ ULSX-96	96 3/8"	77"	380 lbs

\*\*Mechanical requirements may change depending on options chosen.

### Specifications: Short Form

Provide Multiteria Model # \_\_\_\_\_ to be constructed with 14 gauge, heavy duty welded stainless steel top. The body to be 18 gauge stainless steel unitized construction. The front panel shall be easily removable and replaceable allowing front service access. Counter is mounted on 6" ball bearing, swivel type casters with brakes on all wheels.

### Specifications: Detailed

Counter body is unitized type construction and is of 18 gauge stainless steel with overlapping corners welded in place. Body is reinforced with 12 gauge vertical galvanized steel channel supports.

### Front décor panels:

Panels to be 1/2" Sintra board with laminated vinyl graphic print. Panels shall be colorful and interactive in design and shall be easily removable and replaceable allowing front service access. A stainless steel front panel is available at no additional cost.

### Counter Top:

Top to be 30" wide and fabricated from a minimum of 14 gauge stainless steel with square turndown on all sides and corners fully welded, ground and polished. Top to have #4 satin finish and all edges having #7 highlight finish.

### Storage Compartment:

Storage compartment is made of 18 gauge stainless steel. Liner to have coved corners and removable top panels to allow for service access. Stainless steel adjustable intermediate shelf is standard.

### Casters:

Counter is mounted on 6" diameter, ball bearing and swivel type casters to be non-marking and with brakes on all wheels. Casters to be mounted through two 12 gauge channels for extra rigidity.



Due to continuing product improvement, units and specifications are subject to change without notice.

(3/2010)