
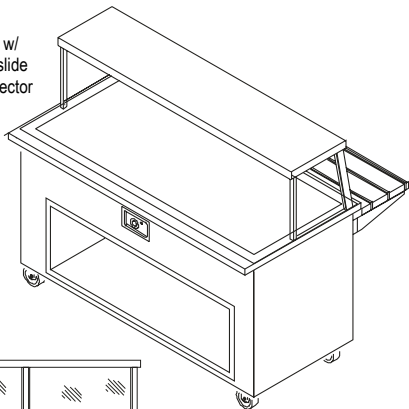


# MODULAR HOT TOP COUNTER



## X-STREAMLINE™

Model shown w/  
optional tray slide  
and food protector



### MODELS

- |                                  |                                  |
|----------------------------------|----------------------------------|
| <input type="checkbox"/> HTSX-36 | <input type="checkbox"/> HTSX-74 |
| <input type="checkbox"/> HTSX-50 | <input type="checkbox"/> HTSX-84 |
| <input type="checkbox"/> HTSX-60 | <input type="checkbox"/> HTSX-96 |

- ▶ 6 standard sizes Available
- ▶ **Heavy duty, 14 gauge stainless steel countertops standard.**
- ▶ Interchangeable front panels create decorative interaction stations
- ▶ Optional laminated exterior body panels in lieu of recessed graphic panel.
- ▶ Easy to clean, stainless steel, heated surface accommodates pans or food that can be placed directly on the surface.
- ▶ Easy to clean, 1/4" tempered glass food shields eliminates scratching and cloudiness
- ▶ 6" heavy duty casters with brakes standard
- ▶ Leveling CAM locks at top corners
- ▶ 8'-0" cord and plug (standard)

Item #: \_\_\_\_\_ Quantity: \_\_\_\_\_

Project: \_\_\_\_\_

*Create a custom look with unique interlocking modules!*

### OPTIONS & ACCESSORIES

#### Countertop

- 36" high (standard)
- Other height  
Specify: \_\_\_\_\_
- Solid surface countertop  
Specify: \_\_\_\_\_

#### Service Type

- Operator Service
- Self Service
- Two-sided (Island/buffet)

#### Counter Exterior

- Removable graphic panel w/ stainless steel ends (standard)  
(Refer to accessory chart for graphics and color choices)
- Laminated front and ends

#### Tray Slide Options

- 12" Stainless steel "V" ridge tray slide
- 12" flat stainless steel tray slide
- Continuous top extension (in lieu of separate tray slide)  
Specify width: \_\_\_\_\_
- Solid surface tray slide  
Specify: \_\_\_\_\_

#### Kick Plates & Casters

- 6" casters (standard)
- 6" adjustable stainless steel leg
- Stainless steel kickplate
- Powder coated kickplate  
Verify R.A.L. Color \_\_\_\_\_

#### Food Protector Style

- SS (standard)
- FS
- VG Captur™
- M
- Other  
Specify: \_\_\_\_\_

#### Display Shelves

- Single glass display shelf
- Two tier glass display shelf

#### Food Protector Options

- Stainless steel (standard)
- Powder coat finish  
Verify R.A.L. color \_\_\_\_\_
- Heat lamp strip with lights
- LED lights
- Fluorescent lights

#### Operator Work Ledge

- Richlite™ Carving board on fixed brackets  
\_\_\_\_\_ 5" wide or \_\_\_\_\_ 8" wide
- Richlite™ Carving board w/ fold down brackets  
\_\_\_\_\_ 5" or \_\_\_\_\_ 8" wide
- Stainless steel work ledge with fold down brackets  
\_\_\_\_\_ 5" or \_\_\_\_\_ 8" wide

#### Under Counter Options

- Stainless steel storage compartment (standard)
- Hinged doors
- Sliding doors
- Door locks
- Heated Base

#### Additional Options

- Tray dispenser
- Plate dispenser
- Stainless steel overshef
- Grommet holes for power cords/utility services
- Bread storage well
- Other  
Specify: \_\_\_\_\_

#### Electrical Options

- Duplex outlet, flush
- Duplex outlet, pedestal
- Daisy chain for wiring multiple units together
- Electrical load center
- Other  
Specify: \_\_\_\_\_

#### Signage Package

- Counter mounted
- Floor model
- Ceiling/wall mounted
- Other  
Specify: \_\_\_\_\_  
(consult factory for sign options)

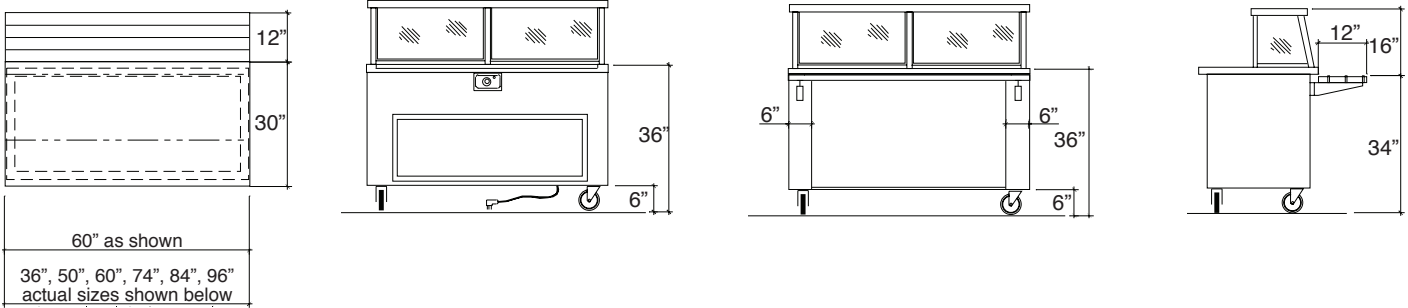




# X-STREAMLINE™

## MODULAR HOT TOP COUNTER

Item #: \_\_\_\_\_



**Plan View** ↑

**Rear Elevation** ↑

**Front Elevation** ↑

**End View** ↑

Model	30" width X Length	Storage Compartment length	120V, 1 phase		Approx. weight
			AMPS	NEMA	
☐ HTSX-36	36 3/8"	15"	1.3	5-15P	220 lbs
☐ HTSX-50	50 3/8"	36"	2.4	5-15P	260 lbs
☐ HTSX-60	60 3/8"	46"	2.8	5-15P	300 lbs
☐ HTSX-74	74 3/8"	(2) 28"	3.7	5-15P	340 lbs
*☐ HTSX-84	84 3/8"	28" & 36"	3.7	5-15P	360 lbs
☐ HTSX-96	96 3/8"	28" & 46"	4.1	5-15P	380 lbs

\* 84" unit has HTSX-74 hot top but provides additional counter space \*\*Mechanical requirements may change depending on options chosen.

**Specifications: Short Form**

Provide Multiteria Model # \_\_\_\_\_ to be constructed with 14 gauge, heavy duty welded stainless steel top. Counter top to be manufactured with 14 gauge stainless steel square turndown on all sides and corners fully welded, ground and polished. All units to be provided with an 8' long cord and plug.

**Specifications: Detailed**

Counter body is unitized type construction and is of 18 gauge stainless steel with overlapping corners welded in place. Body is reinforced with 12 gauge vertical galvanized steel channel supports.

**Front décor panels:**

Panels to be 1/2" Sintra board with laminated vinyl graphic print. Panels shall be colorful and interactive in design and shall be easily removable and replace-

able allowing front service access. A stainless steel front panel is available at no additional cost.

**Counter Top:**

Top to be 30" wide and fabricated from a minimum of 14 gauge stainless steel with square turndown on all sides and corners fully welded, ground and polished. Top to have #4 satin finish and all edges having #7 highlight finish.

**Heated Top:**

Heated top surface to be maintained at 120 degrees F by an insulated heat blanket attached securely to the underside of the 14 gauge stainless steel top. Surface temperature to be controlled by an infinite control recessed into the body below the top on the operator's side.

**Storage Compartment:**

Storage compartment is made of 18 gauge stainless steel. Liner to have coved corners and removable top panels to allow for service access.

**Casters:**

Counter is mounted on 6" diameter, ball bearing and swivel type casters to be non-marking and with brakes on all wheels. Casters to be mounted through two 12 gauge channels for extra rigidity.



Due to continuing product improvement, units and specifications are subject to change without notice.

(3/2010)