

# MODULAR FROST TOP COUNTER


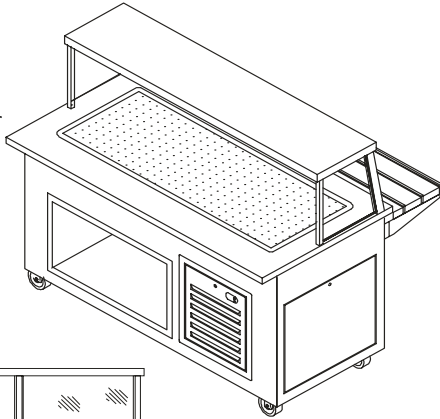


Item #: \_\_\_\_\_ Quantity: \_\_\_\_\_

Project: \_\_\_\_\_

*Create a custom look with unique interlocking modules!*

Model shown w/ optional tray slide and food protector



## OPTIONS & ACCESSORIES

### MODELS

- FTSX-36**
- FTSX-60**
- FTSX-84**
- FTSX-50**
- FTSX-74**
- FTSX-96**

- ▶ **6 standard sizes Available**
- ▶ **Heavy duty, 14 gauge stainless steel countertops standard.**
- ▶ Interchangeable front panels create decorative interaction stations
- ▶ Optional laminated exterior body panels in lieu of recessed graphic panel.
- ▶ Easy to clean, stainless steel water-tight frost-top chiller pan
- ▶ Removable, washable, perforated grate keeps product from freezing to the surface, 3/4" manifold drains with screen and ball valve (standard)
- ▶ Available in 2-6 pan models
- ▶ Easy to clean, 1/4" tempered glass food shields eliminates scratching and cloudiness
- ▶ Frost top units are sanitation classified under ANSI/NSF-2
- ▶ 6" heavy duty casters with brakes standard
- ▶ Leveling CAM locks at top corners
- ▶ 8'-0" cord and plug (standard)

#### Countertop

- 36" high (standard)
- Other height  
Specify: \_\_\_\_\_
- Solid surface countertop  
Specify: \_\_\_\_\_

#### Service Type

- Operator Service
- Self Service
- Two-sided (Island/buffet)

#### Counter Exterior

- Removable graphic panel w/ stainless steel ends (standard)  
(Refer to accessory chart for graphics and color choices)
- Laminated front and ends

#### Tray Slide Options

- 12" stainless steel "V" ridge tray slide
- 12" flat stainless steel tray slide
- Continuous top extension (in lieu of separate tray slide)  
Specify width: \_\_\_\_\_
- Solid surface tray slide  
Specify: \_\_\_\_\_

#### Kick Plates & Casters

- 6" casters (standard)
- 6" adjustable stainless steel leg
- Stainless kickplate
- Powder coated kickplate  
Verify R.A.L. Color \_\_\_\_\_

#### Food Protector Style

- SS (standard)
- FS
- VG Captur™
- M
- Other  
Specify: \_\_\_\_\_

#### Display Shelves

- Single glass display shelf
- Two tier glass display shelf

#### Food Protector Options

- Stainless steel (standard)
- Powder coat finish  
Verify R.A.L. color \_\_\_\_\_
- LED lights
- Fluorescent lights

#### Operator Work Ledge

- Richlite™ Carving board on fixed brackets  
\_\_\_\_\_ 5" wide or \_\_\_\_\_ 8" wide
- Richlite™ Carving board with fold down brackets  
\_\_\_\_\_ 5" or \_\_\_\_\_ 8" wide
- Stainless steel work ledge with fold down brackets  
\_\_\_\_\_ 5" or \_\_\_\_\_ 8" wide

#### Under Counter Options

- Stainless steel storage compartment (standard)
- Hinged doors
- Sliding doors
- Door locks
- Refrigerated Base

#### Additional Options

- Tray dispenser
- Plate dispenser
- Stainless steel overshelf
- Grommet holes for power cords/utility services
- Bread storage well
- Other  
Specify: \_\_\_\_\_

#### Electrical Options

- Duplex outlet, flush
- Duplex outlet, pedestal
- Daisy chain for wiring multiple units together
- Electrical load center
- Other  
Specify: \_\_\_\_\_

#### Signage Package

- Counter mounted
- Floor model
- Ceiling/wall mounted
- Other  
Specify: \_\_\_\_\_  
(consult factory for sign options)

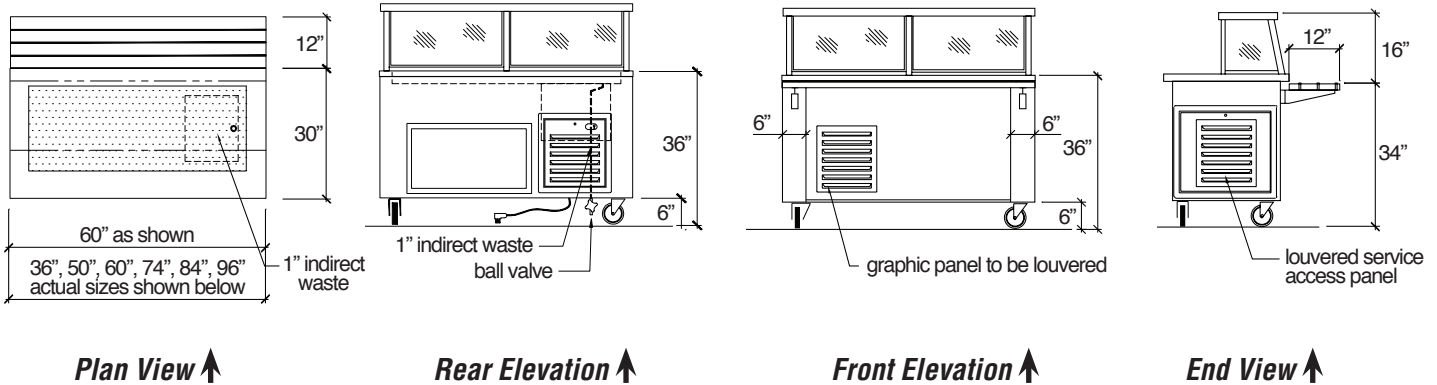




# X-STREAMLINE™

## MODULAR FROST TOP COUNTER

Item #: \_\_\_\_\_



Model	(30" width) X Length	Storage Compartment length	Comp	120V, 1 phase		Approx. weight
				AMPS	NEMA	
□ FTSX-36	36 3/8"	n/a	1/4	6.7	5-15P	400 lbs
□ FTSX-50	50 3/8"	15"	1/4	6.7	5-15P	450 lbs
□ FTSX-60	60 3/8"	28"	1/4	6.7	5-15P	580 lbs
□ FTSX-74	74 3/8"	36"	1/4	6.7	5-15P	600 lbs
* □ FTSX-84	84 3/8"	46"	1/4	6.7	5-15P	700 lbs
□ FTSX-96	96 3/8"	(2) 28"	1/3	7.1	5-15P	750 lbs

\* 84" unit has FTSX-74 frost top but provides additional counter space \*\*Mechanical requirements may change depending on options chosen.

**Specifications: Short Form**

Provide Multiteria Model # \_\_\_\_\_ to be constructed with 14 gauge, heavy duty welded stainless steel top. Counter top to be manufactured with 14 gauge stainless steel square turndown on all sides and corners fully welded, ground and polished.

**Specifications: Detailed**

Counter body is unitized type construction and is of 18 gauge stainless steel with overlapping corners welded in place. Body is reinforced with 12 gauge vertical galvanized steel channel supports.

**Front décor panels:**

Panels to be 1/2" Sintra board with laminated vinyl

graphic print. Panels shall be colorful and interactive in design and shall be easily removable and replaceable allowing front service access. A stainless steel front panel is available at no additional cost.

**Frost Top:**

To be a stainless steel watertight pan mounted under a turndown in the 14 gauge stainless steel top providing a 5/8" recess. Recess shall accommodate a removable, washable, perforated grate to keep product from freezing to the pan. To have a continuous refrigeration coil bonded to the underside, fully insulated with urethane insulation. To include a full perimeter breaker strip and a 1" drain with screen extended to a shut-off ball valve below the body. Temperature

shall be maintained by a self-contained, full hermetic condensing unit operating on R-134A refrigerant with condensate evaporator.

**Storage Compartment:**

Storage compartment is made of 18 gauge stainless steel. Liner to have coved corners and removable top panels to allow for service access.

**Casters:**

Counter is mounted on 6" diameter, ball bearing and swivel type casters to be non-marking and with brakes on all wheels. Casters to be mounted through two 12 gauge channels for extra rigidity.



Due to continuing product improvement, units and specifications are subject to change without notice.

(3/2010)