

# MODULAR LOCK-N-LOAD SOLID TOP COUNTER: WALL UNIT

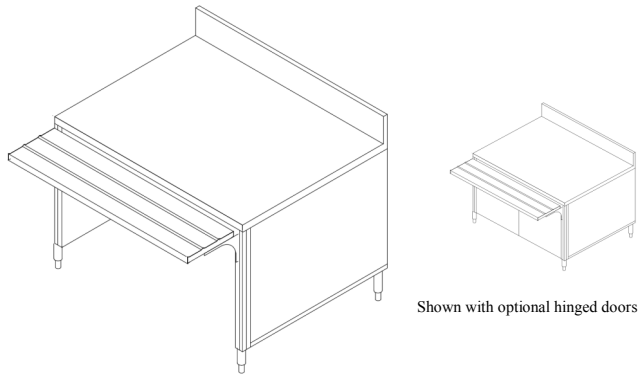


Item #: \_\_\_\_\_ Quantity: \_\_\_\_\_

Project: \_\_\_\_\_

## Essence™ Series

Designed for "Against the Wall"  
Self-Service Application



Shown with optional tray slide

Shown with optional hinged doors

### OPTIONS & ACCESSORIES

#### MODELS

- |                                 |                                 |                                 |
|---------------------------------|---------------------------------|---------------------------------|
| <input type="checkbox"/> LNL30W | <input type="checkbox"/> LNL54W | <input type="checkbox"/> LNL78W |
| <input type="checkbox"/> LNL36W | <input type="checkbox"/> LNL60W | <input type="checkbox"/> LNL84W |
| <input type="checkbox"/> LNL42W | <input type="checkbox"/> LNL66W | <input type="checkbox"/> LNL90W |
| <input type="checkbox"/> LNL48W | <input type="checkbox"/> LNL72W | <input type="checkbox"/> LNL96W |

- ▶ **12 standard sizes available**
- ▶ **TIGHT LINK™ (patented)** interlocking system channel locks two or more units together, eliminating gaps between counters.
- ▶ Durable, welded, 300 series stainless steel tubular frame.
- ▶ Interchangeable exterior panels match or complement any décor. Front panel provided with hinged door(s).
- ▶ Common tops available up to 18'-0".
- ▶ Interchangeable top configurations available.
- ▶ 6" rear back splash standard.
- ▶ Open back for utility connection.

#### Counter Heights

- 34" high (standard)
- Available between 30" to 36"  
specify height: \_\_\_\_\_

#### Countertop Material

- 14-gauge, 300 series stainless steel (standard)
- Zodiaq® quartz
- Corian® solid surface
- Green 100% recycled composite
- Laminate
- Common tops available up to 18'-0"  
(consult factory)

#### Exterior Panels

- Laminate panels (standard)  
specify mfg./color
- Stainless steel panels
- Custom decorative laminate  
(contact factory)

#### Tray Slide Options

- "V" ridge stainless steel
- Flat stainless steel
- Laminate with plastic runners
- Zodiaq® quartz
- Corian® solid surface
- Stainless steel runners
- Continuous top extension (in lieu of tray rails)
- Green 100% recycled composite with stainless steel runners

#### Kickplate & Casters

- 6" adjustable stainless steel legs (standard)
- 6" casters
- 6" adjustable height NSF casters
- Black powder coated kickplate
- Stainless kickplate

#### Food Protector Style

- FS (Standard)
- VG Captur™
- M
- Other, specify: \_\_\_\_\_

#### Display Shelves

- Single tier glass display shelf
- 2-tier glass display shelf

#### Food Protector Options

- Black powder coat finish (standard)
- Stainless steel
- Other powder coat finish  
(verify R.A.L. color \_\_\_\_\_)
- Heat lamp strip with lights
- Heat lamps-decorative with lights
- Fluorescent lights

#### Additional Options

- Hinged doors (i.e. Bag in Box unit)
- Other, specify: \_\_\_\_\_

#### Electrical Options

- Duplex outlet, flush
- Duplex outlet, pedestal
- Daisy chain for wiring multiple units together
- Electrical load center
- Other, specify: \_\_\_\_\_

#### Signage Package

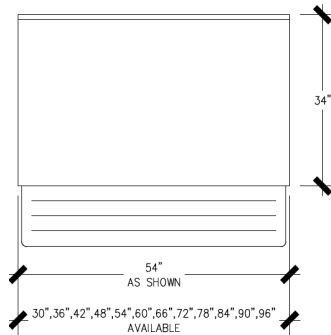
- Counter mounted
- Floor model
- Ceiling/wall mounted
- Other: \_\_\_\_\_  
(consult factory for sign options)



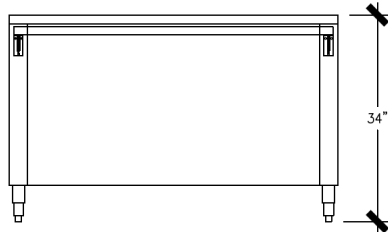
# MODULAR LOCK-N-LOAD SOLID TOP COUNTER: WALL UNIT



Item #: \_\_\_\_\_

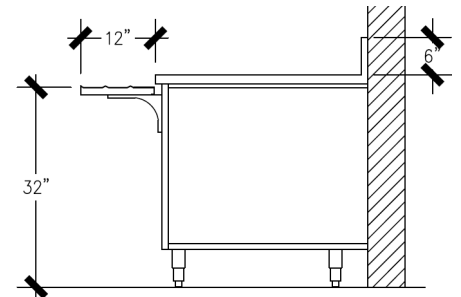


Plan View ▲



Shown with optional toe base and tray slide.

Elevation View ▲



End View ▲

Model	Dimensions L x W x H	Electrical Requirements	Plumbing Requirements
LNL30W	30" x 34" x 34"	N/A	N/A
LNL36W	36" x 34" x 34"	N/A	N/A
LNL42W	42" x 34" x 34"	N/A	N/A
LNL48W	48" x 34" x 34"	N/A	N/A
LNL54W	54" x 34" x 34"	N/A	N/A
LNL60W	60" x 34" x 34"	N/A	N/A
LNL66W	66" x 34" x 34"	N/A	N/A
LNL72W	72" x 34" x 34"	N/A	N/A
LNL78W	78" x 34" x 34"	N/A	N/A
LNL84W	84" x 34" x 34"	N/A	N/A
LNL90W	90" x 34" x 34"	N/A	N/A
LNL96W	96" x 34" x 34"	N/A	N/A

### Specifications: Short Form

Provide Multiteria model #LNL\_\_\_\_W to be constructed with heavy-duty welded stainless steel tubular frame. Countertop to be manufactured with 14-gauge, 300 series stainless steel with 1-1/2" top turndown all welds to be ground and polished to provide #4 finish. Unit to have a 6" x 1" back splash. Counter to have easily removable 3/4" laminated front and end panels and hinged door(s) where required. All millwork panels to have standard plastic laminate on front and white laminate interior.

### Specifications: Detailed

**Body Frame:** Body to be welded and polished, 1" stainless steel tubular framework. Body frame made to readily accept 3/4" laminated panels to allow panel changing without the use of tools. Body frame made to accept TIGHT LINK™ (patented) fastening system. Base to be furnished with removable stainless steel undershelf. Undershelf depth to allow 4" clear open space for mechanical connections during installation. Unit shall rest on 6" high stainless steel legs with stainless steel adjustable feet.

**Front & End Décor panels:** All millwork panels to have standard plastic laminate on front and white laminate interior. Panels shall be removable for access for service. Millwork end panels shall be removable without the use of tools. Laminated hinged doors (where required) to be constructed of same material and mounted to body frame with concealed hinges. Door handle to be satin chrome finish.

**Counter Top:** Top shall be 14-gauge, 300 series stainless steel with 1-1/2" top turndown, and shall be removable to allow for service. Top shall include stainless steel support channels and shall be constructed to accommodate remodeling of the counter at a later date to accept an alternate material top without changing the work height.

### TIGHT LINK™ (patented)

Furnish with linking system that links adjacent counters together the entire depth and height of the counter. Linking system shall eliminate top, front and rear horizontal and vertical gaps between equipment. Linking system to be open to allow mechanical connections to run through adjoining counters without having to cut access holes, reducing the number of building mechanicals required to connect equipment.



Due to continuing product improvement, units and specifications are subject to change without notice.

MULTITERIA • 1444 N. FARNSWORTH AVENUE, SUITE 203 • AURORA, IL 60505  
OFFICE: 630-585-1369 • FAX: 630-585-1397 • WWW.MULTITERIAUSA.COM